











MULTIPLE INTELLIGENCE THEORY

Beneath the surface, kids are different from each other in fascinating ways. Each group of kids is a mix of different learning styles, family backgrounds, and intelligences. Intelligences? In 1983, Howard Gardner's book *Frames of Mind* sparked discussion among educators on the topic of intelligence and opened up the traditional definition of intelligence to include aptitudes that we have not always valued in schools. His theory is called *multiple intelligences*. It is consistent with what most parents instinctively feel and good teachers have always recognized: that each kid is, indeed, special, with a unique mix of talents and interests, and an incredible capacity for learning and growth. The following related topics we are giving in our kindergarten to improve their intelligences.

BODY PARTS



Look at the pictures on the left and tell the body part shown. Then match each body part with the picture on the right of something it can do.

SUN




THE SUN HELP THINGS GROW.

Color the things that need energy from the sun in order to grow.



LIGHT

Tick the objects that provide light. Draw an X on the objects that do not provide light.






FARM ANIMALS

Use these words to label each picture.

Cow
Goat

Horse
Donkey


Duck
Hen



SENSES

SENSE OF TOUCH

You use your hands to feel things. This is your sense of *touch*.




SENSE OF TASTE

You use your tongue to taste things. This is your sense of *taste*.



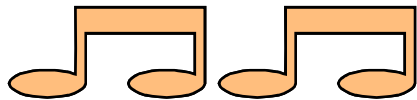
SENSE OF HEARING

You use your ears to hear sounds. This is your sense of *hearing*.



SENSE OF SIGHT

You use your eyes to see things. This is your sense of *sight*.



SENSE OF SMELL

You use your nose to smell things. This is your sense of *smell*.



FOLLOW THE DIRECTIONS:-

1. Color the star inside the circle yellow.
2. Color the triangle green.
3. Color the heart inside the circle red.
4. Color the smallest square blue.
5. Color the circle inside the circle orange.
6. Color the star outside the circle pink.
7. Color the largest square purple.
8. Write your name inside the big circle.

